


GX Works2

Installation Instructions

Before Using the Product

Please read this document before use. Keep the document in a safe place for future reference. Make sure that the end users read the document.

For the precautions on using GX Works2, refer to the following manual.

 GX Works2 Version 1 Operating Manual (Common) [SH-080779ENG]


Notice

- Reprinting or reproducing the part or all of the contents of this document in any form for any purpose without the permission of Mitsubishi Electric Corporation is strictly forbidden.
- Although we have made the utmost effort to follow the revisions of the software and hardware, in some cases, unsynchronized matter may occur.
- The information in this document may be subject to change without notice.

Operating Environment

Item	Contents
Personal computer	A personal computer on which Microsoft® Windows® operates
CPU	Intel® Core™ 2 Duo Processor 2GHz or more recommended
Required memory	64-bit OS: Recommended 2GB or more 32-bit OS: Recommended 1GB or more
Available hard disk capacity	For installation: 3GB or more free hard disk capacity For operation: 512MB or more free virtual memory capacity
Monitor	Resolution 1024 × 768 pixels or higher
OS (English version)	<ul style="list-style-type: none"> • Windows 10 (Home, Pro, Enterprise, Education, IoT Enterprise 2016 LTSB^{*1}) • Windows 8.1, Windows 8.1 (Pro, Enterprise) • Windows 8, Windows 8 (Pro, Enterprise) • Windows 7 (Starter, Home Premium, Professional, Ultimate, Enterprise)
Communication interface (When a CPU module is directly connected.)	RS-232 port, USB port, Ethernet port

*1 64-bit version only

- If .NET Framework 2.0 and Windows Installer 3.0 are not installed to the personal computer to which GX Works2 is to be installed, approximately 350MB of memory is required in the system drive to install them.
- For Windows 10, if .NET Framework 3.5 (including .NET 2.0 and 3.0) or .NET Framework 4.6 Advanced Services is invalid, it needs to be valid. Refer to TECHNICAL BULLETIN No. FA-A-0207.
- For Windows 8 and Windows 8.1, if .NET Framework 3.5 (including .NET 2.0 and 3.0) or .NET Framework 4.5 Advanced Services is invalid, it needs to be valid. Refer to TECHNICAL BULLETIN No. FA-A-0153.
- For Windows 7, if .NET Framework 3.5 (including .NET 2.0 and 3.0) is invalid, it needs to be valid.
- When the following functions are used, this product may not run properly.
 - Application start-up in Windows compatibility mode
 - Fast user switching
 - Remote desktop
 - Windows XP Mode
 - Windows Touch or Touch
 - Modem UI
 - Client Hyper-V
 - Tablet mode
 - Virtual Desktops
 - Unified Write Filter
- In the following cases, the screen of this product may not work properly.
 - The size of the text and other items on the screen is other than 100% (96 DPI, 9 pt etc.).
For details, refer to the following:
 GX Works2 Version 1 Operating Manual (Common) [SH-080779ENG]
 - The resolution of the screen is changed in operation.
 - Windows theme is changed in operation.
 - The multi-display is set.
- Use the product as a standard user or an administrator for Windows 10, Windows 8.1, Windows 8, and Windows 7.
- For a personal computer with less than 1GB of memory, the startup speed of GX Works2 may be improved by increasing the memory to more than 1GB.

Installation

Confirm before installation

- Log on to the personal computer as an administrator.
- Close all running applications before installation. If the product is installed while other applications are running, it may not operate normally.

1. Insert the GX Works2 DVD-ROM to the DVD-ROM drive. Double-click the "setup.exe" in the Disk1 folder on the DVD-ROM.
2. Select or enter the necessary information by following the on-screen instructions.*1

*1 Product ID is written on the "License certificate" included with the product. Enter the 12-digit number divided into 3 and 9 digits.

Packing List

Model name	Product name	Quantity
SW1DND-GXW2-E (English version package) (Standard license product)	GX Works2 DVD-ROM	1
	MITSUBISHI ELECTRIC FA Library DVD-ROM	2
	Installation Instructions (This document)	1
	End-user software license agreement	1
	Software registration notice	1
	License certificate	1
SW1DND-GXW2-EA (English version package) (Volume license product)	GX Works2 DVD-ROM	1
	MITSUBISHI ELECTRIC FA Library DVD-ROM	2
	Installation Instructions (This document)	1
	End-user software license agreement	1
	Software registration notice	1
	License certificate	n ^{*1}
	MITSUBISHI ELECTRIC FA Library	1

*1 Number of licenses.

Applications on the DVD-ROM

Application	Storage location of "setup.exe"
GX Works2	Disk1
GX Developer	Disk2\GXD1
GX Works2 Help (for FXCPU)	Disk2\DocFX
CPU Module Logging Configuration Tool	Disk3\LLUTL
GX LogViewer	Disk4\VIEWER

Acknowledgements


- We do not guarantee those commercially available Microsoft Windows Operating System products that are introduced in this manual.
- This software's copyright is owned by Mitsubishi Electric Corporation.
- This product (including manual) can be used under the Software License Agreement only.
- We do not take any responsibilities for the consequences of operating this product (including manual).

Uninstallation

Uninstall GX Works2 from the control panel of Windows.

Installation of USB driver

In order to communicate with a CPU module via USB, a USB driver needs to be installed. When a CPU module can not communicate via USB, refer to the following manual to install a USB driver.

 GX Works2 Version 1 Operating Manual (Common) [SH-080779ENG]

Intel is either registered trademarks or trademarks of Intel Corporation in the United States and/or other countries.
Microsoft, Windows, and Windows XP are either registered trademarks or trademarks of Microsoft Corporation in the United States and/or other countries.
The company names, system names and product names mentioned in this manual are either registered trademarks or trademarks of their respective companies.
In some cases, trademark symbols such as [™] or [®] are not specified in this manual.