

Thank you for choosing this product. This guide is the installation guide for the dynamic brake (DBU-  ). To ensure safety, always read through this guide and the instruction manual of the servo amplifier used before using this product. What is not written in this guide is described in the instruction manual of the servo amplifier.  
 Please forward this guide and other attached documents to the customer who will use this product. Also, always keep this guide and other documents.

**1. INTRODUCTION**

Handling information on the dynamic brake is given in the instruction manual or specifications and installation guide of the corresponding servo amplifier. Please read them carefully before using the dynamic brake.

**2. SPECIFICATIONS**

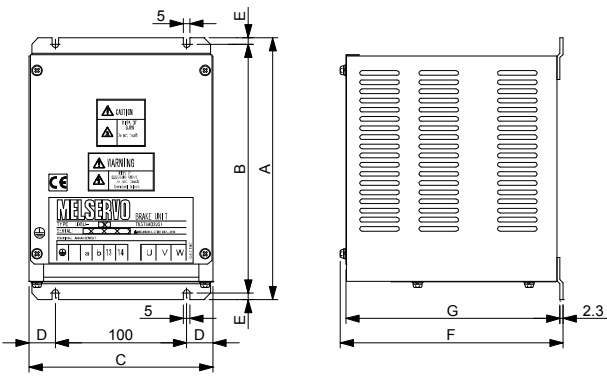
The dynamic brake unit is short-time rated. Do not use it for high duty.

Item	Environment
Operating ambient temperature	0 °C to 55 °C (non-freezing), storage: -10 °C to 65 °C
Ambience	Indoors (no direct sunlight), free from corrosive gas, flammable gas, oil mist, dust, and dirt
Vibration resistance	5.9 m/s <sup>2</sup> (directions of X, Y and Z axes)

**3. OUTLINE DIMENSIONAL DRAWINGS**

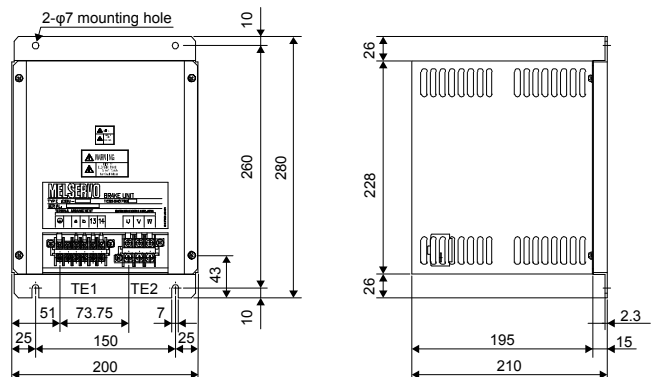
DBU-7K-R6/DBU-11K/DBU-15K/DBU-22K(-R1)

[Unit: mm]



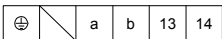
DBU-7K-4-2R0/DBU-11K-4/DBU-22K-4

[Unit: mm]




Mass: 6.7 [kg]

Terminal block

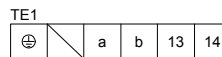


Screw: M3.5  
 Tightening torque: 0.8 [N•m]

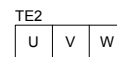


Screw: M4  
 Tightening torque: 1.2 [N•m]

Terminal block



Screw: M3.5  
 Tightening torque: 0.8 [N•m]

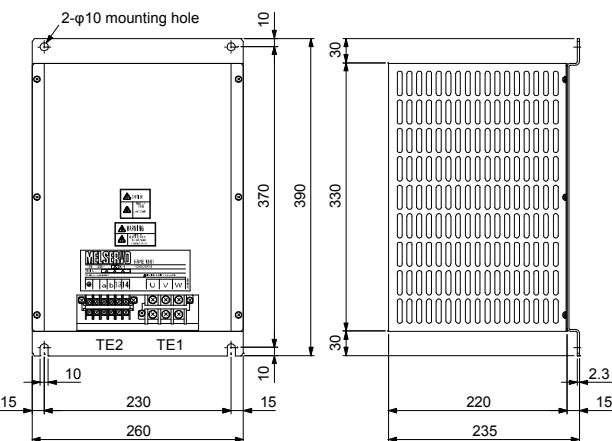


Screw: M4  
 Tightening torque: 1.2 [N•m]

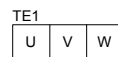
Model	A	B	C	D	E	F	G	Mass [kg]
DBU-7K-R6/DBU-11K	200	190	140	20	5	170	163.5	2
DBU-15K/DBU-22K(-R1)	250	238	150	25	6	235	228	6

DBU-37K(-R1)/DBU-55K-4(-R5)

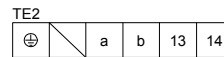
[Unit: mm]



Terminal block



Screw size: M5  
 Tightening torque: 2.0 [N•m]



Screw size: M3.5  
 Tightening torque: 0.8 [N•m]

Model	Mass [kg]
DBU-37K(-R1)	8
DBU-55K-4(-R5)	11