


Connection of FX₂N-10GM/FX₂N-20GM and peripherals

This material is an explanation of the connection of the FX₂N-10GM/FX₂N-20GM(PGU) and the peripherals shown below. Refer to the appropriate handy manual or the operation manual packed in the product box for the Function, operation, and details of the peripherals.

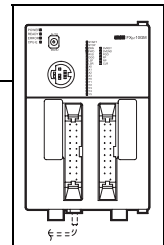
System configuration

The system configuration of FX₂N-10GM/FX₂N-20GM and peripherals is shown.

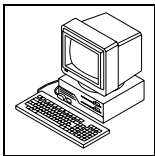
Programming tool
E-20TP-E



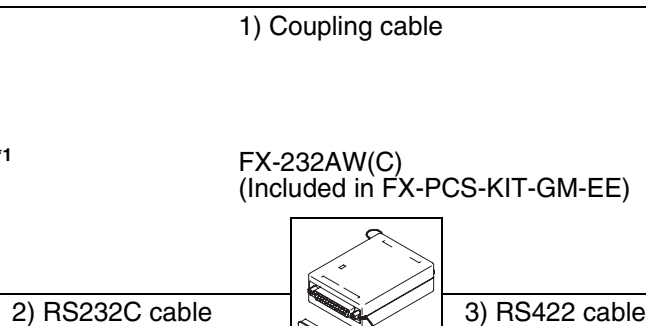
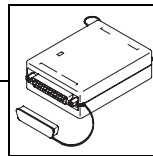
PGU
FX₂N-10GM
FX₂N-20GM



Personal computer *1
FX-PCS-KIT-GM-EE



FX-232AW(C)
(Included in FX-PCS-KIT-GM-EE)



*1 Applicable personal computer PC-AT compatible machine.
Applicable OS MS-DOS.

Coupling cable

- 1) Cable for E-20TP-E connection
E-20TP-CAB0 (3m included in E-20TP-E-SET0.)
FX-20P-CAB0 (1.5m Optional)
- 2) RS232C cable for personal computer connection
F2-232CAB-1 (9 pin ↔ 25 pin) (3m included in FX-PCS-KIT-GM-EE)
- 3) RS422 cable for personal computer connection
FX-422CAB0 (1.5m included in FX-PCS-KIT-GM-EE)

MS-DOS is a registered trademark of Microsoft Corporation.
IBM and AT are registered trademarks of the International Business Machines Corporation.
All other brand and product names are trademarks or registered trademarks of the respective owners.