

Side B

JY997D13601D

Side A

JAPANESE

Side B

ENGLISH



Changes for the Better

FX3U-CNV-BD

INSTALLATION MANUAL



Manual Number	JY997D13601
Revision	D
Date	September 2010

This manual describes the part names, dimensions, mounting, and specifications of the product. Before use, read this manual and the manuals of all relevant products fully to acquire proficiency in handling and operating the product. Make sure to learn all the product information, safety information, and precautions.

Store this manual in a safe place so that it can be taken out and read whenever necessary. Always forward it to the end user.

Registration:

The company and product names described in this manual are registered trademarks or the trademarks of their respective companies.

Effective September 2010

Specifications are subject to change without notice.

© 2005 Mitsubishi Electric Corporation

Safety Precaution (Read these precautions before use.)

This manual classifies the safety precautions into two categories:

DANGER and CAUTION.

DANGER

Indicates that incorrect handling may cause hazardous conditions, resulting in death or severe injury.

CAUTION

Indicates that incorrect handling may cause hazardous conditions, resulting in medium or slight personal injury or physical damage.

Depending on the circumstances, procedures indicated by CAUTION may also cause severe injury. It is important to follow all precautions for personal safety.

Associated Manuals

Manual name	Manual No.	Description
FX3U Series User's Manual - Hardware Edition	JY997D16501 MODEL CODE: 09R516	Explains FX3U Series PLC specifications for I/O, wiring, installation, and maintenance.
FX3UC Series User's Manual - Hardware Edition	JY997D28701 MODEL CODE: 09R519	Explains FX3UC Series PLC specifications for I/O, wiring, installation, and maintenance.

How to obtain manuals

For product manuals or documents, consult with the Mitsubishi Electric dealer from who you purchased your product.

Applicable standards

FX3U-CNV-BD units made in June, 2005 or later comply with the EC Directive (EMC Directive). Further information can be found in the following manual. However, the FX3UC-32MT-LT does not comply with the EC Directive (EMC Directive).

→ FX3U Series Hardware Manual (Manual No. JY997D18801)  
→ FX3UC-32MT-LT-2 Hardware Manual (Manual No. JY997D31601)

Attention

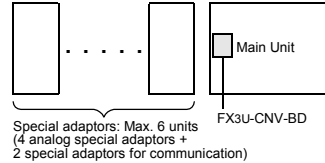
This product is designed for use in industrial applications.

Note

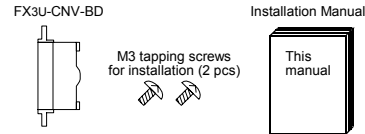
- Manufactured by: Mitsubishi Electric Corporation  
2-7-3 Marunouchi, Chiyoda-ku, Tokyo, 100-8310 Japan
- Manufactured at: Mitsubishi Electric Corporation Himeji Works  
840 Chiyoda-machi, Himeji, Hyogo, 670-8677 Japan
- Authorized Representative in the European Community:  
Mitsubishi Electric Europe B.V.  
Gothaer Str. 8, 40880 Ratingen, Germany

1. Outline

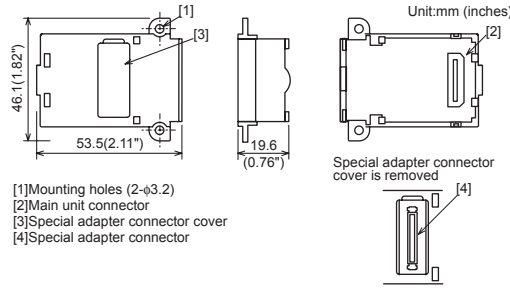
The FX3U-CNV-BD is an expansion board for connecting the analog and communication special adaptors to the main unit of a PLC.



1.1 Incorporated Items



1.2 External Dimensions and Part Names



2. Installation

**INSTALLATION PRECAUTIONS** **DANGER**

- Make sure to cut off all phases of the power supply externally before attempting installation or wiring work. Failure to do so may cause electric shock or damage to the product.

**INSTALLATION PRECAUTIONS** **CAUTION**

- Use the product within the generic environment specifications described in PLC main unit manual (Hardware Edition). Never use the product in areas with excessive dust, oily smoke, conductive dusts, corrosive gas (salt air, Cl<sub>2</sub>, H<sub>2</sub>S, SO<sub>2</sub>, or NO<sub>2</sub>), flammable gas, vibration or impacts, or exposed to high temperature, condensation, or rain and wind. If the product is used in such conditions, electric shock, fire, malfunctions, deterioration or damage may occur.
- Use screwdrivers carefully when performing installation work, thus avoiding accident or product damage.

**INSTALLATION PRECAUTIONS** **CAUTION**

- When drilling screw holes or wiring, make sure cutting or wire debris does not enter the ventilation slits. Failure to do so may cause fire, equipment failures or malfunctions.
- Do not touch the conductive parts of the product directly. Doing so may cause device failures or malfunctions.
- Connect expansion board securely to their designated connectors. Loose connections may cause malfunctions.

For the installation and removal, refer to the PLC main unit manual.  
→ FX3U Series User's Manual - Hardware Edition  
→ FX3UC Series User's Manual - Hardware Edition

3. Specification

**STARTUP AND MAINTENANCE PRECAUTIONS** **CAUTION**

- Do not disassemble or modify the PLC. Doing so may cause fire, equipment failures, or malfunctions. \* For repair, contact your local Mitsubishi Electric distributor.
- Do not drop the product or exert strong impact to it. Doing so may cause damage.

**DISPOSAL PRECAUTIONS** **CAUTION**

- Please contact a certified electronic waste disposal company for the environmentally safe recycling and disposal of your device.

**TRANSPORT AND STORAGE PRECAUTIONS** **CAUTION**

- The product is a precision instrument. During transportation, avoid any impacts. Failure to do so may cause failures in the product. After transportation, verify the operations of the product.

3.1 Applicable PLC

Model name	Applicability
FX3U Series PLC	Ver.2.20 or later (from first production)
FX3UC-32MT-LT	Ver.1.00 or later (from first production)
FX3UC-32MT-LT-2	Ver.2.53 or later (from first production)

- The expansion board cannot be connected to FX3UC Series PLCs other than the FX3UC-32MT-LT-(2).
- Only one expansion board can be used per main unit. Additional expansion boards such as the FX3U-CNV-BD, FX3U-422-BD or FX3U-485-BD cannot be installed/used together with the FX3U-CNV-BD.

For details on the system configuration, refer to the following manual.  
→ FX3U Series User's Manual - Hardware Edition  
→ FX3UC Series User's Manual - Hardware Edition

3.2 General Specifications

The general specifications are equivalent to the PLC main unit. For general specifications, refer to the following manuals.  
→ FX3U Series User's Manual - Hardware Edition  
→ FX3UC Series User's Manual - Hardware Edition

This manual confers no industrial property rights or any rights of any other kind, nor does it confer any patent licenses. Mitsubishi Electric Corporation cannot be held responsible for any problems involving industrial property rights which may occur as a result of using the contents noted in this manual.

Warranty

Mitsubishi will not be held liable for damage caused by factors found not to be the cause of Mitsubishi; opportunity loss or lost profits caused by faults in the Mitsubishi products; damage, secondary damage, accident compensation caused by special factors unpredictable by Mitsubishi; damages to products other than Mitsubishi products; and to other duties.

**For safe use**

- This product has been manufactured as a general-purpose part for general industries, and has not been designed or manufactured to be incorporated in a device or system used in purposes related to human life.
- Before using the product for special purposes such as nuclear power, electric power, aerospace, medicine or passenger movement vehicles, consult with Mitsubishi Electric.
- This product has been manufactured under strict quality control. However when installing the product where major accidents or losses could occur if the product fails, install appropriate backup or failsafe functions in the system.



HEAD OFFICE : TOKYO BUILDING, 2-7-3 MARUNOUCHI, CHIYODA-KU, TOKYO 100-8310, JAPAN  
HIMEJI WORKS : 840, CHIYODA CHO, HIMEJI, JAPAN